



KSCS-14145 High Speed Automatic Litho Laminator

- I. This is high speed litho-laminator, fit for high quality and high-speed cardboard laminates with corrugated board for carton box converting.



II. Main Specifications:


Model	KSCS-14145	KSCS-16165
Max. Sheet Size	1430*1440mm	1620 *1600
Min. Sheet Size	400*400mm	450*450mm
Max. Weight for Top Sheet	550g/m ²	550g/m ²
Min. Weight for Top Sheet	157g/m ²	157g/m ²
Max. Thickness of Bottom Sheet	10mm	10mm
Min. Thickness of Bottom Sheet	0.5mm	0.5mm
Max. Laminating Speed	150m/min	150m/min
Lamination precise	+/-1.5mm	+/-1.5mm
Total power	22KW	22KW
Overall dimensions (L*W*H)	15000*2250*2350mm	15600*2450 *2350
Total weight	7500kg	8500kg

III. Features of the Machine:

1. Computerized high-speed lamination up to 150m/min. Depending on the quality of sheets.

2. E shape lifting board used for the feeding unit enables sheets to be pushed into position by hydraulic jack. Rail with pre-piling device are available for option.

3. High strength feeder ensures smooth running with no missing of sheet even at high speed.




4. Sensing and compensation and alignment device uses several groups of sensors to sense the relative position of the running corrugated board so that two servo motors at left and right side of the top paper can drive independently to align top paper with corrugated paper with high accuracy and high speed.



5. Global-functional electric control system with touch screen and PLC program monitors automatically the working condition and facilitate trouble shooting. The electric design conforms to the CE standard.

6. Gluing unit uses high precise coating wheels, together with specially designed metering roller enhances the evenness of gluing. The unique gluing wheel with glue stopping device and automatic glue level control system guarantees backflow with no overflow of glue.




7. Machine frames are processed by CNC lathe in one process, which ensures the precise of every positions. Toothed belts for transferring guarantees smooth running with low noise. Motors and the spares use Chinese famous brand with high efficiency, less trouble and long service life.

8. Corrugated board feeding unit adopts powerful servo motor control system with the features of high sensitivity and fast speed. The suction unit uses high-pressure blower, SMC high-flow control valve as well as unique dust collection filter box, which enhances suction force for different corrugated paper, ensuring smooth running with no double or more sheets, no missing sheet.



9. When order is changed, the operator can change the order easily by input the paper size and touching one key, all the adjustment can be finished. It also can control with hand wheel separately.



10. **Automatic Glue Supply System:** The machine adopts imported liquid level controller for glue supply. When glue is insufficient, it can stop the feeder automatically

to avoid waste of paper.

11. Motion Control System: This machine adopts perfect combination of motion control system and servo system for better lamination precision. The advantage of adopting motion control system is to keep face paper and bottom paper with good lamination precision.

IV. Main electric configuration:

No.	Name	Manufacturer	Model	Specification
1	PLC	DELTA	DVP-80EH00T	40in 40out
2	PLC extension	DELTA	DVP-16HM11N	16in
3	Touch screen	DELTA	DOP-07S411	7 Inch
4	Frequency converter	DELTA	VFD-E	3.7KW
5	Frequency converter	DELTA	VFD-E	1.5KW
6	Frequency converter	DELTA	VFD-E	0.75KW
7	Motion Control card	TRIO		MC-401
8	Tracking Servo controller	YASKAWA	SGDV-2R8A01B	400W
9	Servo controller for bottom paper	YASKAWA	SGD7S-470A00A	6KW
10	Servo controller for bottom paper	YASKAWA	SGDV-330A01A	4.4KW
11	Isolation transformer			6KW
12	Encoder	KOYO	5V 1000	TRD-2T1000V
13	Photoelectric switch	OMRON	E3T-SL23	PNP
14	Photoelectric switch	FOTEK	CDR-10X	
15	Photoelectric switch	OMRON	EE-SX670P	PNP
16	Proximity switch	FOTEK	PL-08P	
17	Solid relay		SDP-1110D	DC-DC
18	Solid relay		SSR-40DA	DC-AC
19	Control transformer	TENGEN	BK-300	380V/220V
20	Stabilized voltage supply	MEANWELL	S-250-24	220V/24V
21	Glue level controller			
23	Breaker	SCHNEIDER	NSC 60 E3 040	380V 3P 60A

24	Contactor	SCHNEIDER	LC1-E0910	AC220V 9A
25	Contactor	SCHNEIDER	LC1-E3210	AC220V 32A
26	Contactor	SCHNEIDER	LC1-E1201	AC220V 12A
27	Thermal relay	SCHNEIDER		7-10A
28	Thermal relay	SCHNEIDER		1.6-2.5A
29	Thermal relay	SCHNEIDER		1-1.6A
30	Intermediate relay	SCHNEIDER	RXM2LB2BD	DC24V 5A

FROM KINGSUN MACHINERY